

## Knicht – GER112A

Last Modified: 05/22/2013

Filter By: Report Subgroup

### 1. 1. This course was

#	Answer	Response	%
1	Very Organized	7	70%
2	Organized	3	30%
3	Neither Organized Nor Disorganized	0	0%
4	Disorganized	0	0%
5	Very Disorganized	0	0%
	Total	10	100%

Statistic	Value
Min Value	1
Max Value	2
Mean	1.30
Variance	0.23
Standard Deviation	0.48
Total Responses	10

### 2. 2. Assignments, test dates, and deadlines were clear, specific.

#	Answer	Response	%
1	Always	6	60%
2	Most of the Time	4	40%
3	Sometimes	0	0%
4	Rarely	0	0%
5	Never	0	0%
	Total	10	100%

Statistic	Value
Min Value	1
Max Value	2
Mean	1.40
Variance	0.27
Standard Deviation	0.52
Total Responses	10

### 3. 3. Instructor was prepared.

#	Answer	Response	%
1	Always	9	90%
2	Most of the Time	1	10%
3	Sometimes	0	0%
4	Rarely	0	0%
5	Never	0	0%
	Total	10	100%

Statistic	Value
Min Value	1
Max Value	2
Mean	1.10
Variance	0.10
Standard Deviation	0.32
Total Responses	10

#### 4. 4. Instructor explained clearly.

#	Answer		Response	%
1	Always		7	70%
2	Most of the Time		3	30%
3	Sometimes		0	0%
4	Rarely		0	0%
5	Never		0	0%
	Total		10	100%

Statistic	Value
Min Value	1
Max Value	2
Mean	1.30
Variance	0.23
Standard Deviation	0.48
Total Responses	10

#### 5. 5. Instructor welcomed student analysis and interpretation.

#	Answer		Response	%
1	Always		10	100%
2	Most of the Time		0	0%
3	Sometimes		0	0%
4	Rarely		0	0%
5	Never		0	0%
	Total		10	100%

Statistic	Value
Min Value	1
Max Value	1
Mean	1.00
Variance	0.00
Standard Deviation	0.00
Total Responses	10

## 6. 6. Instructor was available for office hours & help sessions.

#	Answer	Response	%
1	Always	7	70%
2	Most of the Time	3	30%
3	Sometimes	0	0%
4	Rarely	0	0%
5	Never	0	0%
	Total	10	100%

Statistic	Value
Min Value	1
Max Value	2
Mean	1.30
Variance	0.23
Standard Deviation	0.48
Total Responses	10

## 7. 7. Tests and graded work properly covered material for which student was responsible.

#	Answer		Response	%
1	Always		8	80%
2	Most of the Time		2	20%
3	Sometimes		0	0%
4	Rarely		0	0%
5	Never		0	0%
	Total		10	100%

Statistic	Value
Min Value	1
Max Value	2
Mean	1.20
Variance	0.18
Standard Deviation	0.42
Total Responses	10

## 8. 8. How would you rate the texts used?

#	Answer		Response	%
1	Excellent		5	50%
2	Very Good		2	20%
3	Good		3	30%
4	Fair		0	0%
5	Poor		0	0%
	Total		10	100%



Statistic	Value
Min Value	1
Max Value	3
Mean	1.80
Variance	0.84
Standard Deviation	0.92
Total Responses	10

### 9. 9. How likely are you to recommend this course to others?

#	Answer	Response	%
1	Extremely Likely	6	60%
2	Somewhat Likely	4	40%
3	Neutral	0	0%
4	Somewhat Unlikely	0	0%
5	Extremely Unlikely	0	0%
	Total	10	100%


Statistic	Value
Min Value	1
Max Value	2
Mean	1.40
Variance	0.27
Standard Deviation	0.52
Total Responses	10

### 10. 10. Rate instructor's general teaching ability.

#	Answer		Response	%
1	Excellent		7	78%
2	Very Good		2	22%
3	Good		0	0%
4	Fair		0	0%
5	Poor		0	0%
	Total		9	100%

Statistic	Value
Min Value	1
Max Value	2
Mean	1.22
Variance	0.19
Standard Deviation	0.44
Total Responses	9

### 11. 11. Did the professor create a climate that was respectful of all students?

#	Answer		Response	%
1	Yes		10	100%
2	No		0	0%
	Total		10	100%

Statistic	Value
Min Value	1
Max Value	1
Mean	1.00
Variance	0.00
Standard Deviation	0.00
Total Responses	10

## 12. If no, please elaborate.

Text Response

Statistic	Value
Total Responses	0

## 13. 1. Comment on the instructor's teaching effectiveness and classroom performance.

Text Response

Her teaching was excellent

I felt like the instructor was very effective at providing a wide range of teaching techniques and assignments that helped us learn instead of the typical tests.

Dr. Knight was an incredible professor. She had a very organized curriculum and took great care to make sure that every student understood the course material.

Always well prepared with a structured lesson plan. Effective in her execution of plan. An all around good teacher.

Good

Prof. Knight was consistently able to communicate new grammar and vocab concepts to us.

It was good.

Professor Knight was fantastic.

Statistic	Value
Total Responses	8



## 14. 2. Did the instructor stimulate thinking? Did the course make a significant contribution to your education?

### Text Response

Yes

I believe the course definitely helped me get better at German. It reinforced topics from GER 111, so I have an overall better understanding of the language now.

Yes.

Yes, when possible the teacher did her best to stimulate thinking.

Yes

I felt very stimulated by the class, but I was interested to begin with, so I may not be the best judge. The course definitely helped better my education.

Yes.

The course didn't stimulate thinking too much, but that's just because it's a language course. However, it did make an important contribution to my education because I plan to major in German.

Statistic	Value
Total Responses	8

## 15. 3. Was the instructor able to relate the material to other subjects and to real life situations?

### Text Response

Yes

Yes, she was able to add in German culture into the class and teach how things are over in Germany.

She provided a lot of relevant information about German culture.

Not especially necessary for a class on learning the German language, but she taught us a lot about modern Germany.

Yes

Absolutely. Kultur-Tag did this very well.

Yes.

Yes.

Statistic	Value
Total Responses	8

**16. 4. Comment on the technology, books, songs, and other materials the instructor used to facilitate learning.**

**Text Response**

She used many helpful resources.

I thought the professor did a very good job in incorporating the German culture into class, whether it was from reading a children's story book or listening to German music.

The textbook was standard. The teacher used a lot of good side-teaching aids as well, like JOJO.

Good

Jojo was... strange, but probably effective in the long run.

They were used well.

Well-integrated. Jojo was disappointing, though.

Statistic	Value
Total Responses	7

**17. 5. How could the course be improved? What did you like most about the course? What did you like least?**

**Text Response**

Everything was fine.

Not a lot could be improved, she did a great job.

N/a

It was fine.

I wish we had more time to watch the rest of Jojo.

Statistic	Value
Total Responses	5

## 18. 6. Comment on the usefulness of the department's extra-curricular activities.

### Text Response

Very useful, seeing as we were required to attend german related events.

I went to them for extra credit, and ended up enjoying most of them immensely.

Somewhat useful but not really

They're interesting.

They were fantastic.

Statistic	Value
Total Responses	5

## 19. III. Other comments?

### Text Response

Nein.

Statistic	Value
Total Responses	1

## 20. Student Class

Value	Total
SO	4
FR	5
SR	1

## 21. Course

Value	Total
GER-112 A	10

## 22. Instructor

Value	Total
Knight	10